



26.5 × 26.5 × 25

# CRST-80A

RoHS

## 特点 Features

- 体积小 Small size.
- 触点负载容量达30A Contact load capacity up to 30A.
- 供汽车配套使用 Suitable for automobile.
- 引出端形式为插入式 Terminal types as inserting.

## 订货信息 Ordering Information

CRST-80A-A-S-DC12V-B-R

1 2 3 4 5 6

1 型号 Part number ; CRST-80A	4 线圈额定电压 Coil rated voltage (V); DC:12
2 触点形式 Contact arrangement; A:1A	5 引出端 Terminals; B:PCB type ; A: plug in type
3 封装形式; S: 试水式; Z: 防尘式; Enclosure : S: Sealed type ; Z: Dust cover	6 线圈瞬态抑制 Coil transient suppression: R: 带电阻 with resistance 无: 标准式 standard

## 触点参数 Contact Data

触点形式 Contact Arrangement	1A(1H) (SPSTNO )	
触点材料 Contact Material	AgSnO <sub>2</sub> , AgNi	
触点负载 (阻性) Contact Rating (resistive)	30A/14VDC	
最大切换功率 Max. Switching Power	420W	
最大切换电压 Max. Switching Voltage	75VDC 最大切换电流 Max. Switching Current: 30A	
接触电阻或压降 Contact Resistance or Voltage drop	< 50mΩ	
寿命 Operation al life	电气 Electrical	10 <sup>5</sup>
	机械 Mechanical	10 <sup>7</sup>

## 线圈参数 Coil Parameter

线圈电压 Coil voltage VDC		线圈电阻 Coil resistance Ω ±10%	吸合电压 VDC(最大) Pickup voltage VDC(max) (额定电压的67%) (67% of rated voltage)	释放电压 VDC(最小) Release voltage VDC(min) (额定电压的12.5%) (12.5% of rated voltage)	线圈功耗 Coil power W	动作时间 Operate Time ms	释放时间 Release Time ms
额定 Rated	最大 Max.						
12	15.6	67	8	1.5	2.2	<7	<5

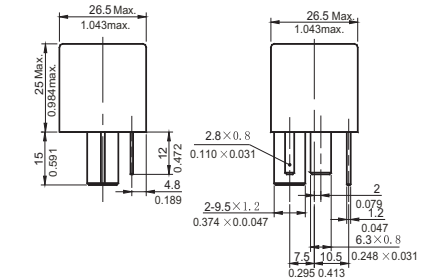
注意: 1. 使用的线圈电压低于线圈额定电压时将会损害继电器的工作。  
CAUTION: The use of any coil voltage less than the rated coil voltage will compromise the operation of the relay.  
2. 吸合、释放电压仅供检测用, 不是设计的使用指标。  
Pickup and release voltage are for test purposes only and are not to be used as design criteria.

## 技术特性 Operation condition

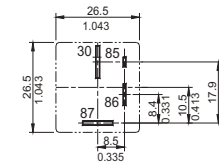
绝缘电阻 Insulation Resistance	最小 Min 100M Ω (500VDC)
介质耐压 Dielectric Strength	
断开触点间 Between contacts	50Hz 500VAC
触点与线圈间 Between contact and coil	50Hz 500VAC
耐冲击 Shock resistance	147m/s <sup>2</sup> 11ms
抗振性 Vibration resistance	10~40Hz 双振幅 double amplitude 1.5mm
引出端强度 Terminals strength	8N
可焊性 Solderability	235℃ ±2℃ 3 ±0.5s
环境温度 Ambient Temperature	-40~125℃
相对湿度 Relative Humidity	85% (40℃)
质(重)量 Mass	30g

## 外形尺寸 Dimensions

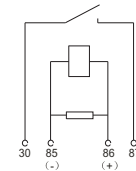
mm/inch



外形尺寸图  
Dimensions



安装尺寸图 (底视图)  
Mounting (Bottom view)



接线图 (底视图)  
Wiring diagram (Bottom view)

注: 1) 尺寸以毫米为单位。  
NOTES: Dimensions are in millimeters.

2) 给出的等量英寸值仅供参考。  
Inch equivalents are given for general information only